

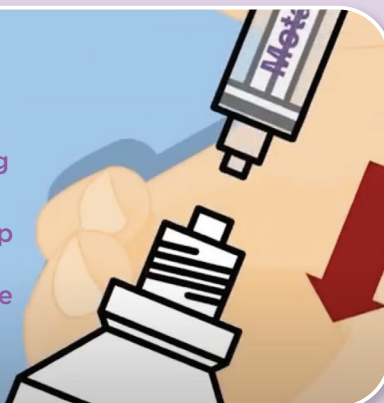
Metacam® Dosing Guide

HOW TO GIVE METACAM® ORAL SUSPENSION TO YOUR CAT

1

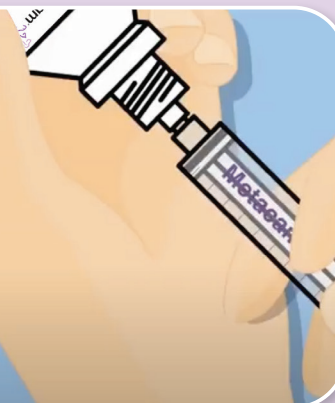
Shake the bottle before administering Metacam®.

Then remove the cap and attach the dosing syringe to the top of the bottle.



2

Once the syringe is attached to the bottle, turn both the bottle and syringe upside down. Pull the plunger out until the black line is aligned with your cat's weight in kilograms.



3

Then turn the bottle the right way up and twist to separate the syringe from the bottle.



4

Push the plunger to empty the syringe onto your cat's food.

Alternatively, empty the syringe directly into your cat's mouth.



5

For cats less than 2 kg, the dropper on the bottle itself should be used.

After shaking the bottle, simply turn it upside down, and **without squeezing the bottle**, allow the appropriate number of drops to fall onto your cat's food.



Boehringer
Ingelheim

Metacam® 

HOW LONG WILL A BOTTLE OF METACAM® ORAL SUSPENSION FOR CATS LAST?

Size of cat (kg)	Metacam® oral suspension for cats bottle size		
	3 ml	15 ml	30 ml
	Length of treatment at maintenance dose		
	Approx. days	Approx. weeks	Approx. weeks
2	14	11	21
3	10	7	14
4	7	5	11
5	6	4	9
6	5	4	7
7	4	3	6



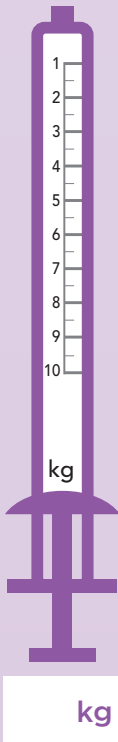
METACAM® SYRINGE DOSING GUIDE

has been prescribed Metacam®

Please use this guide to ensure you give the correct dose to your cat.

- Treat your cat once daily starting on:

- Your cat requires a kg dose, as shown on this diagram.
- Mix the Metacam® with your cat's food or administer it directly into their mouth.



Scan here for further information

